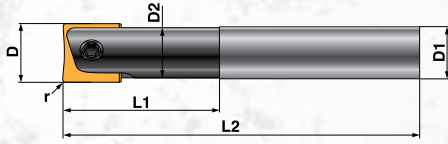

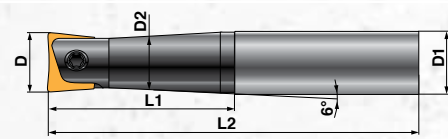


## Profile Milling Holders




### CYF - Cylindrical Steel Shank Holder, Flat

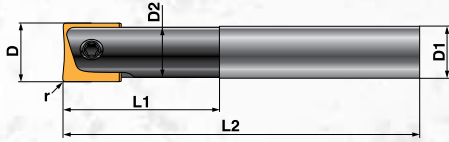
Tool Ordering Number	Dimensions					Screw	Key	Use with Inserts	
	Size ØD	Shank ØD1	Neck ØD2	Neck Length L1	Total Length L2			Type	Code
CYF-0375-4.0-0375	0.375	0.375	0.337	0.750	4.000	MS 10	T15		BD-N, BD-R, BDS, FB-R, TO, TOBD-NF, HF
CYF-0500-4.0-0500	0.500	0.500	0.440	1.250	4.000	MS 12	T20		
CYF-0500-6.0-0500	0.500	0.500	0.440	1.750	6.000	MS 12	T20		
CYF-0500-6.0-12	0.500	12mm	0.440	1.750	6.000	MS 12	T20		
CYF-0625-6.25-0625	0.625	0.625	0.550	2.000	6.250	MS 16	T20		
CYF-0750-6.0-0750	0.750	0.750	0.675	2.000	6.000	MS 20	T20		
CYF-0750-9.0-0750	0.750	0.750	0.675	2.375	9.000	MS 20	T20		
CYF-0750-9.0-18	0.750	18mm	0.675	2.375	9.000	MS 20	T20		
CYF-1000-6.0-1000	1.000	1.000	0.882	1.750	6.000	MS 25	T20		
CYF-1000-6.0-25	1.000	25mm	0.882	1.750	6.000	MS 25	T20		
CYF-1000-8.0-1000	1.000	1.000	0.882	2.500	8.000	MS 25	T20		
CYF-1000-10.0-1000	1.000	1.000	0.882	2.750	10.000	MS 25	T20		
CYF-1000-10.0-25	1.000	25mm	0.882	2.750	10.000	MS 25	T20		
CYF-1250-7.5-1250	1.250	1.250	1.125	2.250	7.500	MS 32	T30		
CYF-1250-10.0-1250	1.250	1.250	1.125	3.000	10.000	MS 32	T30		




### TAF - Taper Steel Shank Holder, Flat

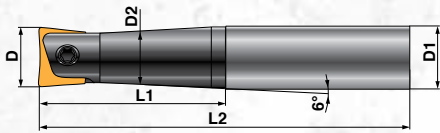
Tool Ordering Number	Dimensions					Screw	Key	Use with Inserts	
	Size ØD	Shank ØD1	Neck ØD2	Neck Length L1	Total Length L2			Type	Code
TAF-0375-6.0-0500	0.375	0.500	0.337	1.750	6.000	MS 10	T15		BD-N, BD-R, BDS, FB-R, TO, TOBD-NF, HF
TAF-0500-7.5-0625	0.500	0.625	0.440	2.000	7.500	MS 12	T20		
TAF-0625-7.5-0750	0.625	0.750	0.550	2.250	7.500	MS 16	T20		
TAF-0750-10.0-1000	0.750	1.000	0.675	3.500	10.000	MS 20	T20		
TAF-1000-10.0-1250	1.000	1.250	0.882	4.000	10.000	MS 25	T20		
TAF-1000-12.5-1250	1.000	1.250	0.882	4.000	12.500	MS 25	T20		
TAF-1000-15.0-1250	1.000	1.250	0.882	4.000	15.000	MS 25	T20		
TAF-1250-9.0-1500	1.250	1.500	1.125	4.000	9.000	MS 32	T30		
TAF-1250-12.0-1500	1.250	1.500	1.125	4.000	12.000	MS 32	T30		

## Profile Milling Holders




### CYF - Cylindrical Steel Shank Holder, Flat

Tool Ordering Number	Dimensions					Screw	Key	Use with Inserts	
	Size ØD	Shank ØD1	Neck ØD2	Neck Length L1	Total Length L2			Type	Code
CYF-10-100-10	10	10	9,0	19	100	MS10	T15		BD-N, BD-R, BDS, FB-R, TO, TOBD-NF, HF
CYF-12-125-12	12	12	10,8	36	125	MS12	T20		
CYF-12-150-12	12	12	10,8	46	150	MS12	T20		
CYF-16-160-16	16	16	14,4	50	160	MS16	T20		
CYF-20-150-20	20	20	18,0	50	150	MS20	T20		
CYF-20-200-20	20	20	18,0	61	200	MS20	T20		
CYF-25-150-25	25	25	22,5	50	150	MS25	T20		
CYF-25-200-25	25	25	22,5	64	200	MS25	T20		
CYF-30/32-190-32	30/32	32	28,6	57	190	MS32	T30		
CYF-30/32-250-32	30/32	32	28,6	76	250	MS32	T30		



### TAF - Taper Steel Shank Holder, Flat

Tool Ordering Number	Dimensions					Screw	Key	Use with Inserts	
	Size ØD	Shank ØD1	Neck ØD2	Neck Length L1	Total Length L2			Type	Code
TAF-10-150-12	10	12	9,0	35	150	MS10	T15		BD-N, BD-R, BDS, FB-R, TO, TOBD-NF, HF
TAF-12-190-16	12	16	10,8	60	190	MS12	T20		
TAF-16-190-20	16	20	14,4	57	190	MS16	T20		
TAF-20-200-25	20	25	18,0	80	200	MS20	T20		
TAF-25-250-32	25	32	22,5	100	250	MS25	T20		
TAF-25-315-32	25	32	22,5	100	315	MS25	T20		
TAF-30/32-250-40	30/32	40	28,6	120	250	MS32	T30		