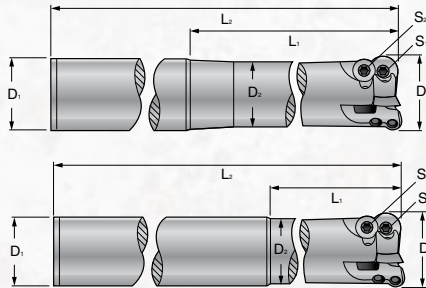


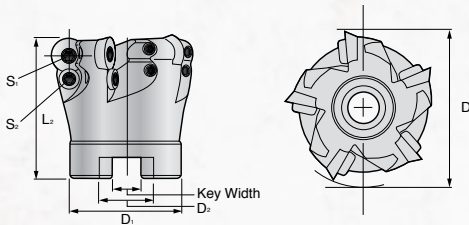
Copy Milling Program Tools



Toroid Taper End Milling Cutters

Toroid Cylindrical End Milling Cutters

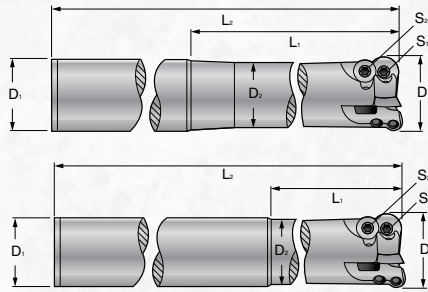
Tool Ordering Number	Dimensions						Insert Screw	Face Clamp Screw	Key	Insert Code
	ØD	ØD1	ØD2	L1	L2	Z				
FM-1000/2-6.0-1000	1.000	1.000	0.882	1.250	6.000	2	FMIS-1	FMIS-2	T15	FMI-12T3 FMIR-12T3
FM-1250/3-6.0-1000	1.250	1.000	0.882	1.500	6.000	3	FMIS-1	FMIS-2	T15	FMI-12T3 FMIR-12T3
FM-1500/4-6.0-1250	1.500	1.250	1.125	1.500	6.000	4	FMIS-1	FMIS-2	T15	FMI-12T3 FMIR-12T3
FM-1500/4-9.0-1250	1.500	1.250	1.125	1.500	6.000	4	FMIS-1	FMIS-2	T15	FMI-12T3 FMIR-12T3



Arbor Style Milling Cutters

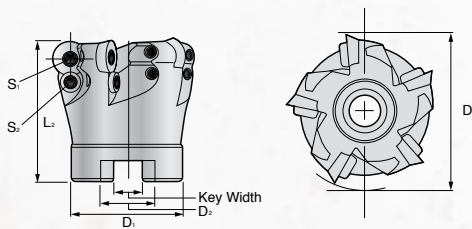
Tool Ordering Number	Dimensions						Arbor Screw	Insert Screw S1	Face Clamp Screw S2	Key	Insert Code
	ØD	ØD1	L2	Z	Key Width	D2					
FMA-2000/5	2.000	1.570	2.000	5	0.312	0.750	0.375	FMIS-1	FMIS-2	T15	FMI-12T3 FMIR-12T3
FMA-2500/5	2.500	1.570	2.000	5	0.375	1.000	0.500	FMIS-1	FMIS-2	T15	FMI-12T3 FMIR-12T3
FMA-3000/5	3.000	1.570	2.000	5	0.375	1.000	0.500	FMIS-1	FMIS-2	T15	FMI-12T3 FMIR-12T3
FMA-4000/7-16	4.000	2.880	2.500	7	0.500	1.250	0.625	FMIS-6	FMIS-6 FMIW-6	T20	FMI-1604
FMA-6000/9-16	6.000	3.820	2.500	9	0.625	1.500	-	FMIS-6	FMIS-6 FMIW-6	T20	FMI-1604

Copy Milling Program Tools



Toroid Taper End Milling Cutters Toroid Cylindrical End Milling Cutters

Tool Ordering Number	Dimensions						Insert Screw	Face Clamp Screw	Key	Insert Code
	ØD	ØD1	ØD2	L1	L2	Z				
FM-25/2-180-25	25	25	23	30	180	2	FMIS-1	FMIS-2	T15	FMI-12T3
FM-32/2-180-32-16	32	32	29	100	180	2	FMIS-6	FMIS-6 FMIW-6	T20	FMI-1604
FM-32/3-180-25	32	25	24	42	180	3	FMIS-1	FMIS-2	T15	FMI-12T3 FMIR-12T3
FM-32/3-180-32	32	32	29	70	180	3	FMIS-1	FMIS-2	T15	FMI-12T3 FMIR-12T3
FM-32/4-180-32-10	32	32	31	42	180	4	FMIS-1	NA	T15	FMI-1003
FM-40/3-180-32-16	40	32	29	NA	180	3	FMIS-6	FMIS-6 FMIW-6	T20	FMI-1604
FM-40/4-180-32	40	32	31	42	180	4	FMIS-1	FMIS-2	T15	FMI-12T3 FMIR-12T3
FM-42/4-180-32	42	32	31	42	180	4	FMIS-1	FMIS-2	T15	FMI-12T3 FMIR-12T3



Arbor Style Milling Cutters

Tool Ordering Number	Dimensions						Arbor Screw	Insert Screw S1	Face Clamp Screw S2	Key	Insert Code
	ØD	ØD1	L2	Z	Key Width	D2					
FMA-50/5	50	40	50	5	10,4	22	10mm	FMIS-1	FMIS-2	T15	FMI-12T3 FMIR-12T3
FMA-52/7-10	52	40	50	7	10,4	22	10mm	FMIS-1	NA	T15	FMI-1003
FMA-52/5	52	40	50	5	10,4	22	10mm	FMIS-1	FMIS-2	T15	FMI-12T3 FMIR-12T3
FMA-52/4-16	52	40	50	4	10,4	22	10mm	FMIS-6	FMIS-6 FMIW-6	T20	FMI-1604
FMA-63/5	63	42	50	5	10,4	22	12mm	FMIS-1	FMIS-2	T15	FMI-12T3 FMIR-12T3
FMA-63/5-16	63	48	50	5	12,4	27	12mm	FMIS-6	FMIS-6 FMIW-6	T20	FMI-1604
FMA-63/5-16-22	63	40	50	5	10,4	22	12mm	FMIS-6	FMIS-2	T15	FMI-1604
FMA-100/7-16	100	84	55	7	14,4	32	32mm	FMIS-6	FMIS-6 FMIW-6	T20	FMI-1604